

AN ORDINANCE OF THE HAINES BOROUGH, ALASKA, PROVIDING FOR THE ESTABLISHMENT AND ADOPTION OF THE OPERATING BUDGET, CAPITAL BUDGET, AND CAPITAL IMPROVEMENT PLAN OF THE HAINES BOROUGH FOR THE PERIOD JULY 1, 2016 THROUGH JUNE 30, 2017.

BE IT ENACTED BY THE HAINES BOROUGH ASSEMBLY:

Section 1. Classification. This ordinance is a non-code ordinance.

Section 2. General Provisions. The following FY17 budget document, listing estimated resources and expenditures is hereby adopted and established as the budget for the period of July 1, 2016 through June 30, 2017 and made a matter of record for that purpose. Except in the case of appropriations for capital improvements, all unexpended balances not otherwise encumbered or disposed of in this ordinance as of June 30, 2017, shall lapse to those appropriate funds.

Section 3. Authorization and Appropriation. The expenditures set forth herein are authorized and appropriations as provided for are hereby made.

01 AREAWIDE GENERAL FUND

REVENUES

Property Tax	\$ 1,827,500
Sales Tax	632,000
State Revenue	525,200
Federal Revenue	339,600
Interest Earnings	110,000
User Fees	59,500
License, Permits, & Fees	74,135
Penalty & Interest	62,000
Rents	104,609
Sale of Fixed Assets	25,000
TOTAL AREAWIDE REVENUES	\$ 3,759,544

EXPENDITURES

Administration	551,439
Borough Assembly	108,991
Elections	5,736
Finance	420,350
Assessment/Land Management	294,145
Information Technology	88,669
Dispatch	378,327
Public Facilities	290,116
Solid & Hazardous Waste	26,755
Chilkat Center for the Arts	117,544

Road Maintenance Service Areas	27,500
Haines Borough School District	1,779,500
Library	408,774
Museum	200,836
Parks	43,455
Community Youth Development	29,364
Swimming Pool	222,187
Transfers	(226,865)
Allocated Expense	(799,471)
TOTAL EXPENDITURES & TRANSFERS	<u>3,967,352</u>
CONTRIBUTION TO (FROM) FUND BALANCE	<u>\$ (207,808)</u>

02 TOWNSITE SERVICE AREA

REVENUES	
Property Tax Revenue	\$ 436,000
Sales Tax	720,000
State Revenue	280,234
Miscellaneous Revenues	<u>7,500</u>
	1,443,734
EXPENDITURES	
Police	520,270
Public Works	537,462
Animal Control	28,541
Transfers	50,000
Allocated Expense	<u>386,383</u>
TOTAL EXPENDITURES & TRANSFERS	1,522,656
CONTRIBUTION TO (FROM) FUND BALANCE	<u>\$ (78,922)</u>

17 LAND DEVELOPMENT & SALES

REVENUES	<u>\$ 20,000</u>
EXPENDITURES	
Direct Expenditures	31,900
Allocated Expense	<u>8,990</u>
TOTAL EXPENDITURES	40,890
CONTRIBUTION TO (FROM) FUND BALANCE	<u>\$ (20,890)</u>

20 MEDICAL SERVICE AREA

REVENUES	<u>\$ 268,000</u>
EXPENDITURES	
H.E.L.P. Committee	8,000
Other Medical Services	15,000
Ambulance	52,473
Operating Transfers	10,000
Allocated Expense	<u>190,176</u>
TOTAL EXPENDITURES & TRANSFERS	275,649
CONTRIBUTION TO (FROM) FUND BALANCE	<u>\$ (7,649)</u>

23 ECONOMIC DEVELOPMENT & TOURISM PROMOTION

REVENUES	<u>\$ 536,000</u>
EXPENDITURES	
Tourism	397,051
Economic Development	71,570
Transfers	104,000
Allocated Expense	<u>72,811</u>
TOTAL EXPENDITURES & TRANSFERS	645,432
CONTRIBUTION TO (FROM) FUND BALANCE	<u>\$ (109,432)</u>

25 FIRE SERVICE AREAS

REVENUES	
Fire District #1	\$ 195,500
Fire District #2	<u>32,408</u>
TOTAL REVENUES	227,908
EXPENDITURES	
Fire District #1	225,469
Fire District #2	28,918
Allocated Expense	<u>(23,661)</u>
TOTAL EXPENDITURES & TRANSFERS	230,726
CONTRIBUTION TO (FROM) FUND BALANCE	<u>\$ (2,818)</u>

34 COMMERCIAL PASSENGER VESSEL TAX

REVENUES	<u>\$ 185,000</u>
EXPENDITURES	
Direct Expenditures	106,500
Operating Transfers	<u>86,000</u>
TOTAL EXPENDITURES & TRANSFERS	192,500
CONTRIBUTION TO (FROM) FUND BALANCE	<u>\$ (7,500)</u>

35 VEHICLE IMPOUNDMENT FUND

REVENUES	<u>\$ 26,000</u>
EXPENDITURES	
Direct Expenditures	25,000
CONTRIBUTION TO (FROM) FUND BALANCE	<u>\$ 1,000</u>

50 CAPITAL IMPROVEMENT PROJECTS

REVENUES	<u>\$ 804,000</u>
EXPENDITURES	
Direct Expenditures	556,503
Operating Transfers	298,900
Allocated Expense	<u>48,597</u>
TOTAL EXPENDITURES & TRANSFERS	904,000
CONTRIBUTION TO (FROM) FUND BALANCE	<u>\$ (100,000)</u>

61 EQUIPMENT SINKING FUND

TRANSFERS	(182,635)
CONTRIBUTION TO (FROM) FUND BALANCE	<u>\$ 182,635</u>

75 LIBRARY BOND FUND

REVENUES	\$ 14,100
EXPENDITURES	14,148
CONTRIBUTION TO (FROM) FUND BALANCE	<u>\$ (48)</u>

76 SCHOOL G.O. BOND FUND

REVENUES	\$ 1,277,894
EXPENDITURES	1,286,894
CONTRIBUTION TO (FROM) FUND BALANCE	<u>\$ (9,000)</u>

90 WATER REVENUE FUND

REVENUES	<u>\$ 393,750</u>
EXPENDITURES	
Direct Expenditures	401,723
Transfers	(18,400)
Allocated Expense	(1,617)
Depreciation Expense	<u>269,500</u>
TOTAL EXPENDITURES	651,206
CONTRIBUTION TO (FROM) FUND BALANCE	<u>\$ (257,456)</u>

91 SEWER REVENUE FUND (WASTEWATER TREATMENT)

REVENUES	<u>\$ 1,778,500</u>
EXPENDITURES	
Direct Operating Expenditures	364,093
Allocated Expense	62,177
Depreciation Expense	251,500
Capital Expenditures	1,827,000
Transfers	<u>(200,000)</u>
TOTAL EXPENDITURES	2,304,770
CONTRIBUTION TO (FROM) FUND BALANCE	<u>\$ (526,270)</u>

92 BOAT HARBOR FUND

REVENUES	<u>\$ 435,000</u>
EXPENDITURES	
Direct Expenditures	553,460
Transfers	(31,000)
Allocated Expense	<u>(93,395)</u>

Depreciation Expense	<u>316,000</u>
TOTAL EXPENDITURES	745,065
CONTRIBUTION TO (FROM) FUND BALANCE	<u>\$ (310,065)</u>
93 LUTAK DOCK FUND	
REVENUES	<u>\$ 350,000</u>
EXPENDITURES	
Direct Expenditures	188,630
Allocated Expense	90,858
Depreciation Expense	<u>173,000</u>
TOTAL EXPENDITURES	452,488
CONTRIBUTION TO (FROM) FUND BALANCE	<u>\$ (102,488)</u>
94 PORT CHILKOOT DOCK FUND	
REVENUES	<u>\$ 69,300</u>
EXPENDITURES	
Direct Expenditures	40,950
Allocated Expense	58,153
Transfers	(49,000)
Depreciation Expense	<u>370,000</u>
TOTAL EXPENDITURES	420,103
CONTRIBUTION TO (FROM) FUND BALANCE	<u>\$ (350,803)</u>
97 PERMANENT FUND	
REVENUES	<u>\$ 337,200</u>
EXPENDITURES	
Direct Expenditures	23,250
Operating Transfers	293,000
TOTAL EXPENDITURES & TRANSFERS	<u>316,250</u>
CONTRIBUTION TO (FROM) FUND BALANCE	<u>\$ 20,950</u>

Haines Borough
Ordinance No. 16-04-434
Page 7 of 7


Section 4. Rates of Levy. The following are rates of levy on taxable property within the Haines Borough for the Calendar Year beginning January 1, 2016, based upon the proposed Year FY17 beginning July 1, 2016.


	<u>Borough Areawide</u>	<u>Fire Service Area</u>	<u>Road / Other Service Area</u>	<u>Debt Service Mills</u>	<u>FY17 Total Levy</u>
Townsite	5.95	0.84	2.38	1.30	10.47
Fire District #1 (outside the Townsite)	5.95	0.84	-	1.30	8.09
Fire District #3	5.95	0.92	-	1.30	8.17
Dalton Trail RMSA	5.95	0.92	0.62	1.30	8.79
Dalton Trail RMSA (no fire service)	5.95	-	0.62	1.30	7.87
Dalton Trail & Eagle Vista RMSA	5.95	0.92	4.12	1.30	12.29
Dalton Trail & Chilkat Lake RMSA	5.95	-	0.62	1.30	7.87
Riverview RMSA	5.95	0.92	0.90	1.30	9.07
Letnikof RMSA	5.95	0.84	1.17	1.30	9.26
Borough	5.95	-	-	1.30	7.25

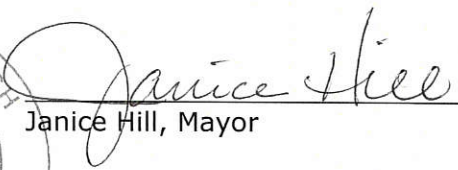
Section 5. Effective Date. This ordinance becomes effective July 1, 2016.

ADOPTED BY A DULY CONSTITUTED QUORUM OF THE HAINES BOROUGH ASSEMBLY THIS 14th DAY OF June, 2016

ATTEST:


Julie Cozzi, MMC, Borough Clerk




Janice Hill, Mayor

Date Introduced: 04/26/16
Date of First Public Hearing: 05/10/16
Date of Second Public Hearing: 05/24/16
Date of Third Public Hearing: 06/14/16